

Known issues

As part of our ongoing commitment to provide products and services that add value to our users, the following is a summary of known issues that may occur in supported versions of Bp Premier, including the version in which the issue was fixed, and workarounds where available.

Issues are grouped by version detected, and where indicated if the issue affects earlier versions also.

Identifying an issue by callstack

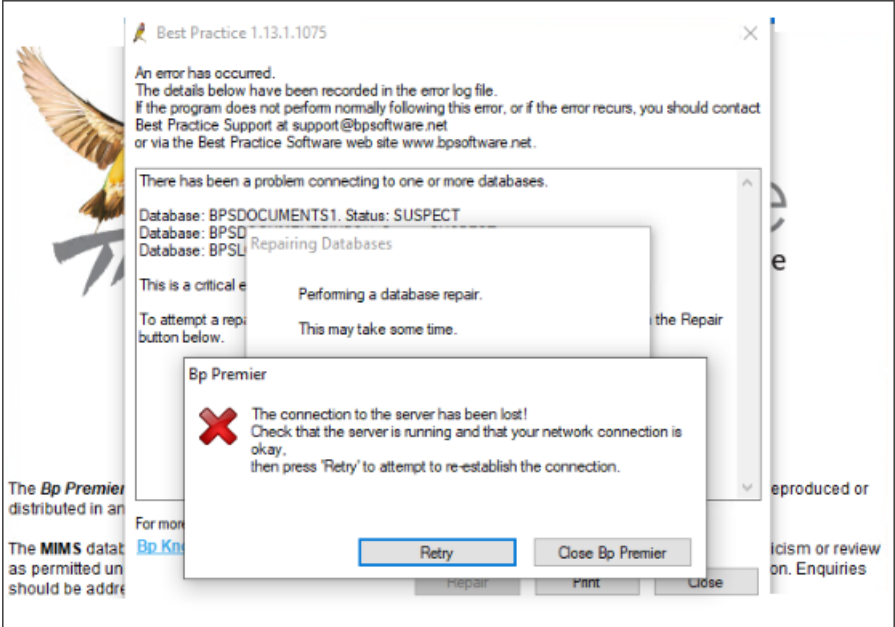
Where relevant, the callstack identifier for an issue is included in the issue description below. This is the text that appears near the top of a 'callstack' alert that provides details about an error. This can be useful searching the known issues list.

Click the column header to sort the tables by Bp Function, Issue, Fixed in Version, or Key.

Copyright Statement

This material is classified as commercial-in-confidence. Unauthorised distribution of this information may constitute a breach of our Code of Conduct, and may infringe our intellectual property rights. This information is collected and managed in accordance with our [Privacy Policy](#), available on our website. © Copyright 2025.

Spectra SP1

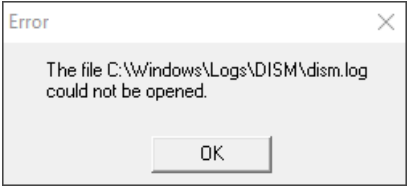
Bp Function	Issue	Fixed In	Key
Suspect Databases	<p>When a Suspect Database error occurs, and the Repair option is selected, a connection to the server error notification is displayed, and the Repair cannot be completed.</p>  <p>The screenshot shows a multi-layered error dialog. The top window, titled 'Best Practice 1.13.1.1075', contains the text: 'An error has occurred. The details below have been recorded in the error log file. If the program does not perform normally following this error, or if the error recurs, you should contact Best Practice Support at support@bpsoftware.net or via the Best Practice Software web site www.bpsoftware.net.' Below this, it states 'There has been a problem connecting to one or more databases.' and lists 'Database: BPSDOCUMENTS1. Status: SUSPECT' and 'Database: BPS...'. A 'Repairing Databases' dialog is also visible, stating 'Performing a database repair. This may take some time.' The foreground dialog, titled 'Bp Premier', has a red 'X' icon and the message: 'The connection to the server has been lost! Check that the server is running and that your network connection is okay, then press 'Retry' to attempt to re-establish the connection.' It features 'Retry' and 'Close Bp Premier' buttons.</p> <p>Workaround: Contact Bp Premier Support at 1300 40 1111, options 1, 1, 5 if any errors occur.</p>	Not yet resolved.	79665

Bp Function	Issue	Fixed In	Key
Remote Database	<p>When selecting Clinical > Unchecked reports in the patient record from a Remote Database workstation, a non-fatal callstack error will occur.</p> <p>Callstack Identifier:</p> <ul style="list-style-type: none"> ■ CLEANUPORPHANEDINBOXRECORDS Line: 30 ■ INBOXWINDOW:CLEANUP Line: 44 ■ PATIENTINBOXWINDOW:LOADDATA Line: 7 <p>Workaround:</p> <p>Unchecked reports are not available in a remote database and should not be selected.</p>	Not yet resolved.	79683
Remote Database	<p>When a Remote Database workstation reconnects to the Bp Premier (BpInstance) database server instead of connecting to the BPSClient remote database, any patient information entered will not be saved.</p> <p>Workaround:</p> <p>Users must ensure their remote database workstation (BPSClient) has been disconnected from the Bp Premier server (BpInstance) network before entering patient information.</p>	Not yet resolved.	79681

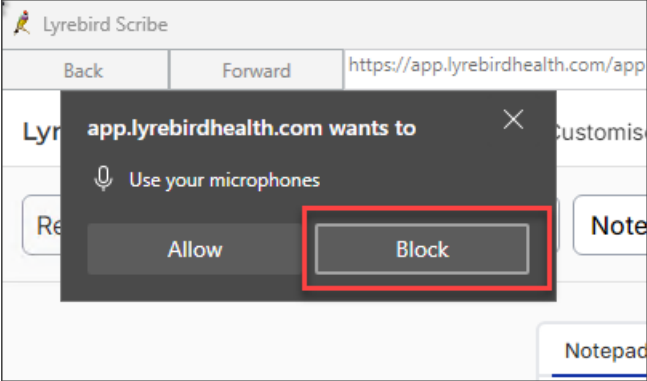
Spectra

Bp Function	Issue	Fixed In	Key
Results Import	<p>When the setting Don't allow unallocated reports into Inbox is enabled in Setup > Configuration > Results Import, the Inbox will only show unallocated reports and will not display allocated reports.</p> <p>Workaround:</p> <p>To display all reports in the Inbox, go to Setup > Configuration > Results Import and untick the setting Don't allow unallocated reports into inbox.</p>	Fixed in Spectra Build: 1.13.0.1061	78181

Bp Function	Issue	Fixed In	Key
Tx Control Utility	<p>Following the upgrade to Spectra, a small number of users reported that they are encountering the following error messages when accessing the Inbox:</p> <ul style="list-style-type: none"> ■ The Text Control component used by Bp Premier failed to load ■ An error has occurred within WebView2 <p>Workaround:</p> <p>Perform the following steps on the affected machine:</p> <ol style="list-style-type: none"> 1. Download the TX_Register32-15.exe utility from the Best Practice Software website. 2. Right-click the TX_Register32-15.exe file and select Run as Administrator. <p>See Resolve TX Control Errors for more information on installing the Tx Control Utility.</p>	Fixed in Spectra Build: 1.13.0.1061	78171
Patient Education Material	<p>When searching for leaflets in Patient Education Material, a fatal call stack error will occur in Bp Premier.</p> <p>Callstack Indicator:</p> <ul style="list-style-type: none"> ■ CTREEVIEW:EXPAND Line: 27 ■ PATIENTEDUCATIONWINDOW:SEARCH Line: 47 ■ PATIENTEDUCATIONWINDOW:FILE_SEARCH Line: 9 	Spectra SP1	78720
Waiting Room	<p>When an Appointment status is updated using the Legend in the Waiting Room, the appointment is incorrectly moved and assigned to the wrong user.</p>	Spectra SP1	78727

Bp Function	Issue	Fixed In	Key
<p>Installer</p>	<p>When upgrading to Bp Premier version Spectra, a small number of practices have reported a DISM error during the installation process.</p>  <p>Workaround:</p> <p>If you encounter a DISM error message during the installation process, we recommend: restarting the Server or Workstation before reinstalling Spectra.</p>	<p>Fixed in Spectra Build: 1.13.0.1061</p>	<p>78769</p>

Orchid SP2

Bp Function	Issue	Fixed In	Key
Lyrebird Health	<p>After clicking block on the pop-up, users cannot modify their browser permissions for microphone access.</p>  <p>Workaround:</p> <p>To modify the browser permissions to allow microphone access:</p> <ol style="list-style-type: none"> 1. Close Bp Premier. 2. In the File Explorer, navigate to the following location: <pre>C:\Users\%userprofile%\AppData\Local\Best Practice\EBWebView\Default</pre> 3. Locate and delete the Preferences file. 4. When launching Lyrebird in Bp Premier, a pop-up will appear requesting microphone access; click Allow. 	Not yet resolved	77786

Orchid SP1 / Orchid SP1 Revision 1

Bp Function	Issue	Fixed In	Key
Remote Databases	<p>Client-side remote database instances initially created before upgrading to Orchid SP1 Revision 1 will encounter a callstack error when attempting to synchronise the remote database with the live Bp Premier Database Server.</p> <p>Client-side remote database instances created in Orchid SP1 or below are incompatible with version Orchid SP1 Revision 1 or later due to enhancements made to the Bp Premier database. The following issues may be encountered:</p> <ul style="list-style-type: none"> ■ Inability to synchronise with the Bp Premier Database Server ■ Unable to download a Patient Group ■ Unable to operate in remote database mode. <p>The provider must manually enter visit information that has not been synced to the Bp Premier database.</p> <p>Callstack Indicator:</p> <ul style="list-style-type: none"> ■ MAKEJADELOGINCHANGES Line: 41 ■ CBPREMOTE:TRANSFERDATA Line: 19 <p>Workaround:</p> <p style="padding-left: 40px;">Before uninstalling Bp Premier, the visit information must be manually copied from the client remote database to the live Bp Premier database; failure to do so will result in the permanent loss of visit information.</p> <p>The client installation of Bp Premier and the local client installation of Microsoft SQL will need to be completely uninstalled. Bp Premier should be reinstalled as a client from an Orchid ISO file, followed by an upgrade to Orchid SP1 Revision 1 or later.</p> <p>Once the Bp Premier client installation has been updated to Orchid SP1 Revision 1 or later, a new remote database instance can be created.</p>	Orchid SP2	74873

Bp Function	Issue	Fixed In	Key
My Health Record	<p>When uploading a Shared Health Summary to My Health Record, an error message will be displayed if a Medical History item with no recorded date is selected.</p> <p>Error: An error occurred sending the Shared Health Summary! Data at the root level is invalid. Line 1, position 1.</p> <p>Workaround: To be included on a Shared Health Summary, a Medical History item must include an estimated or actual date when the problem or diagnosis began, as indicated or identified by the clinician.</p> <ol style="list-style-type: none"> 1. To add a date to a Medical History item, go to the Past History section of the Patient Record, right-click the Condition, and select Edit. The Past History screen will appear. 2. Enter the Date and click Save. 	Orchid SP2	73912
My Health Record	<p>When uploading an Advance Care Planning document to My Health Record, if you click to view the attachment when previewing the document, Bp Premier will display an error indicating that the document cannot be found. This issue only affects Terminal Server Environments and only impacts viewing the attachment; the Advance Care Planning document and attachment will upload to My Health Record correctly.</p>	Orchid SP2	73135

Bp Function	Issue	Fixed In	Key
My Health Record	<p>An issue has been identified when attempting to display My Health Record documents in the Patient Clinical record. The below My Health Record document types may not display correctly and appear blank:</p> <ul style="list-style-type: none"> ■ Medicine View ■ Pathology Overview ■ Diagnostic Imaging Overview <p>A recent Microsoft update has enforced an XML document attribute where, if this is missing, the documents will not be rendered correctly.</p> <p>This is impacting Bp Premier’s web browser and other Chromium browsers.</p> <p>The Australian Digital Health Agency will also address this issue at their end and ensure that documents generated from My Health Record can be rendered correctly in Bp Premier.</p> <p>Workaround: Users can access and view the impacted documents directly from the My Health Record portal. Alternatively, users can save, export, and view these outside of Bp Premier:</p> <ol style="list-style-type: none"> 1. Select the impacted document from the My Health Record document list and click Save. 2. In Correspondence In, right-click the document you have saved. 3. Click Export. 4. Open the file in your chosen destination and double-click on the PDF or HTML document to view it. 	<p>The issue has been resolved by an external update to Microsoft WebView2. WebView2 will automatically update, and no action is required.</p>	74188
eOrdering	<p>Laboratories configured for legacy eOrdering that have been merged with enhanced eOrdering contacts, do not retain their laboratory code.</p> <p>Workaround: Best Practice Software recommend noting the Laboratory Code prior to merging legacy eOrdering contacts with enhanced eOrdering contacts, as it will need to be entered again once the merge is complete.</p>	-	70882

Bp Function	Issue	Fixed In	Key
ePrescribing	<p>For practices using eRx, when resending eScripts from past prescriptions via SMS, the tokens are not sent successfully, and no warning is provided.</p> <p>Workaround: Electronic prescriptions can continue to be resent via Email, the Best Health App, or the token can be printed.</p>	Orchid SP2	73882
ePrescribing	<p>Practices that have upgraded to Orchid SP1 and completed eRx registration and configuration. The following issues impacting a limited number of practices have been identified:</p> <ul style="list-style-type: none"> ▪ SMS is not displayed as a delivery method for eScript Tokens if Bp Comms is not enabled for the practice. ▪ If Bp Comms is configured or was previously configured for your practice, but no Bp Comms credits remain, a Bp Comms credit error message is displayed when sending an eScript via SMS. <p>Workaround: Best Practice Software have provided a script that practices who have upgraded to Orchid SP1 can download and run to resolve this issue. See Known Issue: National Prescription Delivery Service and eScript SMS Tokens for more information.</p>	Orchid SP1 Revision 1	73780 / 74023

Bp Function	Issue	Fixed In	Key
Active Script List (MySL)	<p>The Consent to upload to ASL check box was added in Bp Premier version Saffron. The check box is set to opt-in by default; therefore, to prevent the drug from being uploaded to ASL, the user must untick this check box.</p> <p>An issue has been identified when represcribing drugs from the Current RX that were created before the upgrade to Bp Premier version Saffron. These drugs are not being uploaded to ASL when the script is printed or sent by eScript.</p> <p>Workaround:</p> <p>Before represcribing the drug in Current Rx:</p> <ol style="list-style-type: none"> 1. Right-click the drug's name and select Change Quantity/Repeats. 2. Untick the Consent to upload to ASL check box and click Save if the drug is not to be uploaded to the patient's ASL. 3. Leave the Consent to upload to the ASL check box as ticked and click Save if the drug is to be uploaded to the patient's ASL. <p>This will update the ASLConsent field to indicate whether the provider consented to upload to ASL. When represcribing the drug, the correct ASL Consent flag will be applied to all future repeats from this drug record.</p>	Orchid SP1 Revision 1	73992

Bp Function	Issue	Fixed In	Key
HealthLink Online Forms	<p>Issue 1:</p> <p>When a Healthlink Online Form link embedded in a viewable document (such as an investigation report) is opened via the Incoming reports or Inbox windows, the Healthlink Online Forms window will continue to re-open every minute. When attempting to close the windows, a fatal callstack error will occur.</p> <p>Callstack Indicator:</p> <ul style="list-style-type: none"> ■ Error Code 50 – Access Violation <ul style="list-style-type: none"> CAPP:EXEC Line:21 CBPSAAP:START Line:486 <p>Issue 2:</p> <p>When you open a Healthlink Online Form link embedded in a viewable document (such as an investigation report) via the investigation reports section of the patient clinical record, the Healthlink forms window will display; however, once you close the window, the Healthlink Online Forms window will automatically re-open after a minute and will continue to do so every time the Healthlink Online Forms window is closed until the patient clinical record is closed.</p>	Not yet resolved.	74412

Orchid

Bp Function	Issue	Fixed In	Key
My Health Record	<p>When uploading a Shared Health Summary to My Health Record, an error message will be displayed if a Medical History item with no recorded date is selected.</p> <p>Error: An error occurred sending the Shared Health Summary! Data at the root level is invalid. Line 1, position 1.</p> <p>Workaround: To be included on a Shared Health Summary, a Medical History item must include an estimated or actual date when the problem or diagnosis began, as indicated or identified by the clinician.</p> <ol style="list-style-type: none"> 1. To add a date to a Medical History item, go to the Past History section of the Patient Record, right-click the Condition, and select Edit. The Past History screen will appear. 2. Enter the Date and click Save. 	Orchid SP2	73912
TX Control	<p>When trying to view a corrupted document type, the TX Control may encounter a rare fatal error, which prevents it from being displayed in Bp Premier.</p> <p>Callstack indicator: BPDOCUMENTVIEWER:VIEWFILEONDISK Line: 16</p> <p>Workaround: If you encounter this issue, right-click the file and select Export to save the file outside of Bp Premier, You can then view the file externally using an appropriate application such as Microsoft Word or Adobe PDF Reader.</p>	Orchid SP1	70873
Online Claiming	<p>Where there has been an underpayment from Medicare as a result of a derived fee calculation, batches may reconcile with payment records created; however, the services are left in a Sent (not paid) status.</p> <p>Workaround: If you encounter this issue, right-click on the reconciled batch where there are services are marked as Not paid and select get processing report. This will reset the batch and place it in a Received status, allowing you to reconcile with Accept fee of.</p>	Not yet resolved	71109
Legacy eOrdering	<p>Pathology eOrders created for legacy Douglass Hanly Moir eOrdering contacts will no longer have the DHM prefix on ORM files after upgrading from a previous version to Orchid.</p> <p>Workaround: We recommend merging legacy eOrdering contacts on the Setup > eOrdering > Existing eOrder Contacts Detected screen to prevent this issue. See Merge eOrdering provider contacts for more information.</p>	Orchid SP1	-

Bp Function	Issue	Fixed In	Key
Bp Email	Invoices and receipts sent via email from a Terminal Server with TLS disabled may appear blank.	Orchid SP1	71621
Custom preparations	<p>Deleting an ingredient from a custom preparation is permanent, regardless of whether or not the preparation was saved. This will affect custom preparations sent by eScript; the Patient will receive a script without identifying information on the drug, rendering it invalid. Also occurs in Jade and Saffron.</p> <p>Workaround: If you encounter this issue, you must add the missing ingredients to the custom preparation.</p>	Orchid SP1 Revision 1	41216

Known issues for older versions

The known issues for older sunset versions of Bp Premier are listed below. Some issues have been resolved through subsequent Program Updates.

Click the column header to sort the tables by Bp Function, Issue, Fixed in Version, or Key.

Saffron SP3 / Saffron SP3 Rev 1

Bp Function	Issue	Fixed in	Key
HealthLink SmartForms	HealthLink SmartForms will not transmit to HealthLink if the user saving and sending the form is a user category 'Registrar' or 'Contract Doctor'. An error will be generated stating that validation failed. Workaround: To send the form, temporarily change the user's category to 'Employee Doctor' or 'Principal Doctor'.	Orchid	69142
Online claiming	When using the Online Claiming screen to perform a Medicare Refund for a single service, the payment created date for all subsequent services in the batch will be updated to the date the refund function was performed.	Not yet resolved	70070
Billing	When attempting to send batches that include the DVA Allied Health item numbers KM or OT80, an error occurs.	Orchid	69028
Third party software	The third party remote access software Veyon causes an issue with Bp Premier's Bp Service. Bp Service will not start if Veyon is installed on the same machine as the Bp Premier server.	Not yet resolved	-
WorkCover QLD	When creating an account for WorkCover QLD and Do another account is ticked, the next account created will also be sent to WorkCover QLD if the Bill to field on the account is set to Medicare. Workaround: Do not use Do another account after sending a WorkCover QLD account electronically. Has occurred since Jade SP1.	Not yet resolved	58311
Online claiming	When sending multiple items to Services Australia via patient claiming, if one of the items is rejected 'Service not payable at time of service' or 'Service may be aftercare', an error message will occur.	Orchid	69159

Bp Function	Issue	Fixed in	Key
User categories	If a provider's user category is set to either Contract Doctor or Registrar, an error occurs when the provider attempts to create an Event Summary or Shared Health Summary for My Health Record.	Saffron SP3 Rev 1	68472
Electronic Prescribing	When re-prescribing an electronic prescription token from the current Rx screen using MediSecure, an incorrect bar code is added to printed tokens.	Saffron SP3 Rev 1	68531
Immunisations	Immunisations created in Saffron SP2 or earlier cannot be adjusted and resent in Saffron SP3 or later.	Saffron SP3 Rev 1	68553
Online claiming	A limited number of practices are experiencing an issue where Medicare payment reports displayed in the Online Claiming screen are not reflecting the correct totals or batches.	Not yet resolved	68845
Online claiming	Practices set up in PRODA with multiple minor IDs and a single B2B device are unable to send claims via patient claiming.	Saffron SP3 Rev 1	68785
Online Claiming	Patient claims with a \$0 payment amount are not appearing in the patient claims list.	Saffron SP3 Rev 1	68796
Medicate Web Services	Practices set up in PRODA with multiple minor IDs and a single B2B device are failing the active PRODA device check in Bp Premier.	Saffron SP3 Rev 1	68830
Tyro	<p>The following issues have been identified when performing a check for payments for Tyro bulk bill easyclaims:</p> <ul style="list-style-type: none"> ■ Non-bulk bill easyclaim transactions are retrieved. ■ If reports for unpaid claims are not ready, the correct prompt does not appear. ■ If no records are retrieved, an error appears. 	Not yet resolved	68874

Bp Function	Issue	Fixed in	Key
Billing	<p>When creating an invoice with multiple items and the number of patients seen has been added to the invoice, all items include information about the number of patients, instead of just the items that require the number of patients added.</p> <p>This can cause the incentive or any additional items that do not require the number of patients number to be specified to be rejected by Medicare.</p>	Saffron SP3 Rev 1	68722
Reports	<p>When running an online claiming report and the report includes multiple batches with the same batch number, all services with the same batch number are listed together under the first batch date.</p> <p>This issue may occur for any reports that group batches by batch number.</p>	Not yet resolved	68801
Printing	<p>When printing PDF documents with excessive margins from Correspondence In, an error occurs. The error also occurs when attempting to print the document via the subpoena tool or via a patient health summary.</p>	Saffron SP3 Rev 1	68890
Immunisations	<p>Immunisation Information Payments that your Doctors or Nurse Practitioners are expecting from Services Australia may have instead been issued to your practice, if the immunisations were recorded as given by another practice staff member.</p> <p>These Information Payments will appear on the immunisation payment statement for your practice's location, instead of appearing on the statement for the individual provider.</p> <p>Not all practices will be affected by this issue. For more details on the issue in the Immunisation screen, review this supporting Knowledge Base article.</p>	Saffron SP3 Rev 1	N/A
Immunisations	<p>If you open the Influenza Immunisation screen from a patient record using the keyboard shortcut Ctrl+F1, you are unable to save a record with any item other than the default Influenza vaccination.</p> <p>Workaround: Change the default influenza vaccination in Setup > Immunisation Batches > Default Influenza Vaccine.</p>	Saffron SP3 Rev 1	68879
Prescribing	<p>The Regulation 49 check box in the prescribing wizard has reverted back to its previous label, Regulation 24.</p> <p>When prescribing a medication with repeats, the number of repeats must be altered before the regulation 24 check box can be selected. Changing the number of repeats should not be required for the Regulation 24 check box to be selected.</p>	Orchid	68323

Bp Function	Issue	Fixed in	Key
Patient Billing History	In the Patient Billing History, when right-clicking a service and selecting Show Medicare/DVA transmissions, a fatal error occurs if the service was sent via Tyro.	Saffron SP3 Rev 1	68371
Patient Claiming	When sending a payment via Patient Claiming to Services Australia, users may experience data validation errors. Workaround: To minimise validation errors, please ensure Patient Demographic data is in the expected format for Services Australia. In most cases, the returned error message will be descriptive enough to identify the erroneous data needing correction.	Not yet resolved	68276
Upgrading	When upgrading to Saffron SP3, update databases does not complete successfully. Workaround: Run the Update Database.exe utility in C:\Program Files\Best Practice Software\BPS by right-clicking on the file and selecting 'Run as administrator'.	Saffron SP3 Rev 1	68312
Patient Claiming	When sending a payment via Patient Claiming to Services Australia, if the invoice contains MBS and Non-MBS items it will fail to lodge. Workaround: Users will need to process MBS items separately via Patient Claiming.	Saffron SP3 Rev 1	68282
Electronic Prescribing	Medications that include a '<' character in their strength field cannot be sent via ePrescribing for Practices using eRx. Workaround: This is currently being investigated.	Saffron SP3 Rev 1	68100
Immunisations	Practices that do not have a HPI-O entered receive an error message when attempting to upload immunisations to AIR, or use AIR functionality. Best Practice Software suggest entering a practice HPI-O to ensure immunisation data can be transmitted to AIR. Visit the Services Australia Website for information on how to apply for a HPI-O. Workaround: This is currently being investigated for practices that do not have a HPI-O.	Saffron SP3 Rev 1	68273
Patient Claiming	When sending an invoice that requires a referral via patient claiming, if the contact included in the referral has a 7 character provider number, an error will appear indicating that the provider number is invalid. Workaround: Add a '0' (zero) to the start of the provider number in Setup > Users.	Saffron SP3 Rev 1	68184

Bp Function	Issue	Fixed in	Key
Prescribing	When printing a patient drug sheet or patient health summary, if a prescription includes complex instructions, then the complex instructions will show twice.	Orchid	68141
AIR	<p>If the patient has a special risk group alert recorded in the AIR, updating the patient's indigenous status will remove the special risk group Alert.</p> <p>This is an issue with AIR, not Bp Premier.</p>	Not yet resolved	N/A

Saffron SP2 / Saffron SP2 Rev 1

Bp Function	Issue	Fixed in	Key
Incentive items	<p>In Saffron SP2 or later, If the MM Location selector in Location Details is set to any value other than 'MM1' and 'MM2', the MM location incentive item is not applied correctly to bulk bill invoices. The old incentive items 10990 or 10991 are still being applied.</p> <p>Workaround: No current workaround. The correct incentive item can be added manually, but the incorrect incentive item cannot be removed.</p> <p>Best Practice Software are working on an update to the January Data Update and will communicate to practices as soon as available.</p>	Saffron SP3	67545
Health Summaries	<p>When creating a Health Summary in the patient record via File > Print Health Summary, the inactive past history section in the Health Summary incorrectly lists the patient's active past history instead.</p> <p>Workaround: When creating a Patient Health Summary, select View. The Word processor will appear. Use the Past History List (Inactive) autofill key under Clinical to manually populate the correct Inactive History information.</p>	Saffron SP3	-

Bp Function	Issue	Fixed in	Key
Email	<p>When setting up outgoing email via Setup > Configuration > Email, if TLS encryption is disabled, a port cannot be set.</p> <p>Workaround:</p> <ol style="list-style-type: none"> 1. When setting up outgoing email via Setup > Configuration > Email, tick Enable TLS encryption for Outgoing mail. 2. In the Outgoing mail (SMTP Server): section, click Add or Edit. The Setup outgoing mail server screen will appear. 3. Specify the port you wish to use or keep the default port. If you are adding a new email, complete the rest of the fields on the screen and click Save. Ignore the message that the SMTP test connection has failed 4. Untick Enable TLS encryption for Outgoing mail. 	Not yet resolved.	67166
Prescribing (MediSecure)	<p>Prescribing Estalis Sequi via MediSecure omits the second active ingredient (Norethisterone) from the ETP message.</p> <p>Workaround</p> <p>When prescribing, tick Include Brand Name. This includes brand but does also include both active ingredients correctly.</p> <p>This issue will be fixed in Saffron Service Pack 3.</p>	Saffron SP3	67345
Payment details screen	<p>Ticking Pay Gap does not populate the payment method fields, or the Gap: or Payment total: fields in the Payment details screen with the gap amount.</p>	Saffron SP2 Rev1	66703
Online patient verification	<p>When performing an online patient verification from the appointment book by right-clicking on an appointment and selecting Online patient verification, clicking OK on the prompt causes the appointment book window to minimise.</p>	Saffron SP3	65575
Patient record	<p>Longer phone numbers and ethnicity information is cut off early in the demographic information at the top of the patient record.</p>	Saffron SP2 Rev1	66645
Prescribing	<p>An error occurs when clicking the Drug Combination button in the Current Rx wizard.</p>	Saffron SP2 Rev1	66822

Bp Function	Issue	Fixed in	Key
Subpoena tool	<p>A fatal error occurs when exporting the following data in the subpoena tool:</p> <ul style="list-style-type: none"> ■ Prescriptions ■ Past History ■ Current RX ■ Immunisations ■ Requests ■ Visit Notes ■ Actions. 	Saffron SP2 Rev1	66814
Subpoena tool	<p>If the following workflow is used in the Subpoena tool, the exported subpoena file will include all content preceding the date range, regardless of the date range selected:</p> <ol style="list-style-type: none"> 1. In the Subpoena tool, select a date range. 2. Click Select on the item filter. 3. Click Deselect all. 4. Click Insert. 5. Click Export. <p>Workaround: Use either of the following workflows when using the Subpoena tool instead.</p> <ol style="list-style-type: none"> 1. In the Subpoena tool, select a date range. 2. Untick items you do not wish to include in the output. 3. Click Export. <ol style="list-style-type: none"> 1. In the Subpoena tool, select a date range. 2. Click Select on the item filter. 3. Individually deselect any items you do not wish to include in the output. 4. Click Insert to add the remaining items to the output. 5. Click Export. 	Saffron SP2 Rev1	67127

Saffron SP1

Bp Function	Issue	Fixed in	Key
Contact export	Contacts exported from Jade SP3, Jade SP4, Saffron or Saffron SP1 cannot be imported back into any version of Bp Premier.	Saffron SP2	64598
Electronic Prescribing	When represcribing an ePrescription token from Current Rx with MediSecure, Bp Premier will print the previous ePrescription bar code on paper tokens instead of the new bar code that is generated and sent to MediSecure.	Orchid	64676
Email from Word Processor	<p>When sending to email from the word processor, if two recipients are added, Bp Premier will place a semicolon between the recipients. If the email is sent, Bp Premier will alert an 'invalid address' error.</p> <p>Workaround: for emails from the word processor with multiple recipients, manually change the semicolon in the recipient list to a comma. The email will send successfully.</p>	Saffron SP2	61957
eOrdering (SP1)	If your practice has configured an eOrder provider through Contacts > Setup > eOrdering that uses multiple supplied layouts, only the default supplied layout is available for selection in Setup > Preferences > Imaging.	Saffron SP2	60657
eOrdering (SP1)	<p>In Preferences > Imaging, when selecting the preferred layout for an imaging lab that:</p> <ul style="list-style-type: none"> ■ has been configured for eOrdering through Contacts > Setup > eOrdering, and ■ has a supplied layout <p>selecting 'Plain paper' will always revert the layout back to the supplied layout. Custom layouts can be selected successfully.</p> <p>This issue will be resolved in a future Data Update. In the meantime, Best Practice Software have provided a script that users who have upgraded to Saffron SP1 can download and run to resolve this issue. Click here to obtain and run the script.</p>	Saffron SP3	60657

Bp Function	Issue	Fixed in	Key
Waiting list	<p>Practices may be unable to add patients with a future appointment that was booked before the upgrade to the waiting list for cancelled appointments.</p> <p>When cancelling an appointment, or accessing the Waiting list for cancellations screen from an empty slot, the next patient in the cancellation list cannot be selected because the Select option is greyed out for these patients.</p> <p>Patients with appointments booked after the upgrade work as expected.</p> <p>Workaround</p> <p>Edit the patient's future appointment, untick and retick the Add for waiting list for cancellation option, and save the appointment. The patient will become selectable from the Waiting list for cancellations screen.</p>	Not yet resolved.	60454
Multiple sites and NASH certificates	<p>If a practice upgrades to Saffron SP1 and sets up multiple HPI-O and NASH certificates for different locations, Bp Premier will not automatically distribute the NASH certificate for all locations on startup; only the default NASH certificate will be updated when Bp Premier is opened.</p> <p>You can manually update NASH certificates for all locations in Setup > Configuration on each PC. However, manual update for all locations requires you to:</p> <ul style="list-style-type: none"> have Windows administrator rights reinstall certificates for each location, for each PC repeat installation for each Windows user account that uses Bp Premier. <p>Best Practice Software software recommends that NASH certificates for multiple locations be distributed through a Windows group policy. Your IT service provider can assist. Information is also available on the Microsoft technical knowledge base.</p>	Saffron SP2	60587

Saffron

Issue	Release Notes	Fixed in	Key
MEDRefer	Unhandled exception error presented when signing in or signing out of the MEDrefer in the Bp Word Processor address book and action does not take effect. Sign in or sign out performed will take effect upon restarting Bp.	Saffron SP1	--

Issue	Release Notes	Fixed in	Key
Scheduled Reminders	After upgrading to Saffron, some users experienced SMS messages not being sent from Bp Premier for scheduled SMS appointment reminders.	Saffron SP1	54257
Debtor list	Debtor list did not show name of contact where accounts were billed against a contact with no first name.	Saffron SP1	54259
Scheduled reminders	The options Exclude appointments that already have a reminder sent and Exclude appointments made within the last X days in Setup > Configuration were reversed when the Utilities > Send Appointment Reminders function was opened.	Saffron SP1	48314
Reminders	The Added by and Added on values for a patient's reminders now show the original date that the reminder was created and the user who created the reminder, not the user logged in when the reminder was sent.	Saffron SP1	43938
Scheduled reminders	The options Exclude appointments that already have a reminder sent and Exclude appointments made within the last X days for Scheduled Reminder setup in Setup > Configuration > Bp Service > Configure Appointment Reminders now inherit by default from the values in Setup > Configuration > Reminders, but can be edited in the scheduled reminder setup.	Saffron SP1	57062
My Health Record	Uploads to My Health Record of eRx scripts were failing due to an incorrect AMT Code System value. This has been fixed.	Saffron SP1	54531
eOrdering	When reprinting an eOrder pathology request from Previous Requests, sometimes the barcode was missing on the reprinted request.	Saffron SP1	14613
eOrdering	Duplicate barcodes sometimes appeared on eOrder pathology requests.	Saffron SP1	28145
Database restore	Restoring a database from a previous version of Bp Premier causes missing functions and Stored Procedures.	Saffron SP1	54141
Real Time Prescription Monitoring	Printing Monitored Drugs from Stored Prescriptions did not perform a Real Time Prescribing Check.	Saffron SP1	54504
Incoming reports	HL7 reports were not populating the Addressed to field in the Incoming Reports window.	Saffron SP1	54069
Bp Partner Network	Upgrading to Saffron detected Management Report stored procedures as missing.	Saffron SP1	53553

Issue	Release Notes	Fixed in	Key
Invoices	<p>Paying off a single invoice with two separate cheques no longer generates an error.</p> <p>Callstack indicators:</p> <ul style="list-style-type: none"> ■ PAYMENTWINDOW:SAVEPAYMENT Line: 337 ■ PAYMENTWINDOW:SAVEPAYMENT Line: 339 	Saffron SP1	43936
Finalise visit	<p>The Finalise visit window no longer errors when searching for MBS item numbers greater than 100000.</p> <p>Callstack indicator:</p> <ul style="list-style-type: none"> ■ CSERVICE:LOADMBSDETAILSFROMLIST Line: 33 	Saffron SP1	20161
Past visits	<p>In Jade SP2 and later, printing Past Visits by any method excluded Patient Name and other header information. This has been fixed.</p>	Saffron SP1	24504
Secure Messaging Acknowledgements	<p>For generating acknowledgements upon import of a message, Bp Premier will check to match the sending facility in the HL7 message against the sending facility set up under Results Import > Acknowledgements. If a match is found, Bp Premier uses the matching path.</p> <p>Otherwise, when a message is imported, if Allows acknowledgements is checked and an acknowledgement path is set for that messaging vendor (determined by the import path), Bp Premier will output an acknowledgement to the specified path for that messaging vendor.</p>	Saffron SP1	54453 55490
Vaccinations	<p>The Sequence Number generated for Pneumococcus in the Immunisation Schedule for Aboriginal and Torres Straight Islander demographics at 12 Months was incorrect. The Sequence Number is now correct.</p>	Saffron SP1	57009
Invoicing	<p>Surgery consultation items were not prompting for referral details in Account details screen when the provider had Requires referral for Medicare Billing ticked.</p>	Saffron SP1	54981
My Health Record	<p>If a practice name in Setup > Practice details contained the '&' character, this caused an error with Event Summary uploads to a patient's My Health Record. This issue also occurred in version Jade SP4.</p>	Saffron SP1	49705
Patients.IN import	<p>When importing data from Patients.IN via Bp Service, the UR_NO / ExternalID field was trimmed during the import process, which could result in duplicate patient files that needed to be merged.</p>	Saffron SP1	23952

Issue	Release Notes	Fixed in	Key
Reminders	<p>When opening the Reminders window, and some other windows in Bp Premier, sometimes the user received an 'Application Code Error causing Access Violation' error. This no longer occurs.</p> <p>Callstack indicator:</p> <ul style="list-style-type: none"> CMENU:_GETMENUITEMEXTRA Line: 23 	Saffron SP1	41179
CDA referrals	<p>Opening a CDA Referral from the Correspondence Out panel in the patient record, by double-clicking or right-clicking and selecting View, causes a fatal error in Bp Premier. The user will be prompted to close Bp Premier if this error is generated.</p> <p>Callstack indicator:</p> <ul style="list-style-type: none"> CDAVIEWER:DOCUMENT:ASSIGN Line: 12 <p>Workaround:</p> <p>Best Practice Software recommend viewing sent CDA referrals by either:</p> <ul style="list-style-type: none"> Clicking the document in the patient tree, which will display the referral contents correctly in the right-side panel. Right-clicking the document in the Correspondence Out panel and selecting Move to Correspondence In. This will temporarily move the item to the Correspondence In section. Sent CDA referrals can be moved back after Best Practice Software has resolved this issue. 	Saffron SP1	54288
Scheduled SMS appointment reminders	<p>After upgrading to Saffron, some users have experienced SMS messages are not being sent from Bp Premier for scheduled SMS appointment reminders.</p> <p>Workaround:</p> <p>Best Practice Software recommend that you confirm SMS messages are being sent from a reminder schedule after upgrading to version Saffron. If not, you will have to manually send appointment reminders by SMS using the single message function.</p> <p>Best Practice Software are working on resolving this issue.</p>	Saffron SP1	54101
Configuration	<p>An option Enable Service Registration Assistant for management of users and locations is visible in Setup > Configuration. This function is not yet available and should not be enabled at your practice. The option will be disabled in a future update of Bp Premier.</p>	Saffron SP1	--

Issue	Release Notes	Fixed in	Key
Upgrading and Installation	<p>The links to release materials in the Bp Premier Saffron Install and Upgrade Wizards point to old versions of Bp Premier.</p> <p>For information on What's New, Best Practice Software recommend selecting Help > Online within Bp Premier after upgrading and viewing What's New, or the new feature links from the knowledge base home page.</p>	Saffron SP1	--
Electronic prescribing	<p>If the total length of qualifications recorded in the provider details is over 50 characters, the user will be alerted that the qualifications list sent with the token is too long. The script will still be printed.</p> <p>Best Practice Software software recommend that the qualifications list for users who receive this message truncate their qualifications to under fifty characters.</p> <p>This is a limitation imposed by the electronic script token format and not Bp Premier.</p>	Saffron SP1	41072
Referrals	<p>From the patient record, selecting Correspondence out > Add > Send HL7 and then closing the document will prompt to save changes even if the user has made no changes to the last saved version of the document.</p> <p>If this prompt appears, and you are sure that you have made no changes since the last time you saved this document, you can click No to this prompt.</p> <p>Behaviour is otherwise as expected.</p>	Saffron SP1	51140

Issue	Release Notes	Fixed in	Key
Secure messaging	<p>Not all clinical systems are able to receive PDF payloads. In this case, a Formatted Text segment can also be included which can be received as an alternative. However, some secure messaging providers will not transmit a secure message containing a PDF if the recipient cannot accept this. If a secure message cannot be delivered due to PDF content, the secure messaging software may trigger an alert or error message advising the user that the file cannot be sent.</p> <p>Workaround:</p> <p>If you send a secure message and receive an alert advising that it cannot be sent because the receiver does not support the payload type (PDF), Best Practice Software recommend ticking the Include a formatted text OBX in REF check box in Setup > Configuration > Messaging > Edit messaging provider.</p> <p>If the message still cannot be sent by secure messaging with this option ticked, Best Practice Software recommend requesting the intended recipient of the secure message contact the Argus Telstra Health Help desk (1800 952 282) so that their mail rules configuration can be updated to receive this payload.</p>	Dependent on secure messaging system. Nothing to resolve.	--
Secure messaging	<p>After upgrading to Saffron, a new field Allows acknowledgements in Setup > Configuration > Messaging > Add is ticked by default for existing providers.</p> <p>Best Practice Software recommend you confirm that your messaging provider's software accepts acknowledgements if you leave this option ticked. If you are unsure or your messaging provider does not yet support accepting acknowledgements, untick this option for all providers after upgrading to Saffron.</p>	Dependent on secure messaging system. Nothing to resolve.	--
Custom preparations	<p>Deleting an ingredient from a custom preparation is permanent, regardless of whether or not the preparation was saved. This will affect custom preparations sent by eScript; the Patient will receive a script without identifying information on the drug, rendering it invalid. Also occurs in Jade and Saffron.</p> <p>Workaround: If you encounter this issue, you must add the missing ingredients to the custom preparation.</p>	Not yet resolved.	41216
Appointment book preferences	<p>When increasing the default appointment length in Setup > Configuration > Appointments, the prompt to ask users whether changes should apply to current session settings only appears when reducing the default length.</p>	Not yet resolved.	55324

Issue	Release Notes	Fixed in	Key
Referral	Bp Premier errors when exporting to HL7 a specialist referral letter containing a custom preparation that has a strength of more than 10 concurrent numbers. Callstack indicator: <ul style="list-style-type: none"> GETNUMERICPART Line: 25 	Not yet resolved.	54897
Pathology	When creating a new pathology request, if you go to Previous requests and select Use again, the Billing type from the previous request updates the Default billing in the logged-in user's pathology preferences (Setup > Preferences). This issue affects all supported versions of Bp Premier.	Saffron SP3	55097
Password security	If a password is set beginning with the digits '8' or '9', the following utilities generate an 'incorrect password' error on attempted login: BPCertificateManager and BPS_ImportExportUtility.	Not yet resolved.	54143
Electronic prescribing	Ceased eScripts are unable to be cancelled or deleted from Past Prescriptions. Also occurs in Jade SP3.	Saffron SP2	44439

Jade

Issue	Release Notes	Fixed in	
Merging records	Patient records can be merged while open, which can cause issues with the record data.	Not yet resolved.	27310
Pathology Request	The Requested tests and Clinical details fields can be truncated on the request printout if you type in a large amount of text and then select items from the picklist.	Not yet resolved.	BP-2429
Contact Notes - Remote download mode	Resending messages from the contact notes list when in remote download mode causes a fatal error.	Not yet resolved.	BP-2117
Contact Notes - Remote download mode	Contact notes list is not in date order in remote download mode.	Not yet resolved.	BP-2118

Issue	Release Notes	Fixed in	
Bp Comms Status	Bp Comms status in the patient's demographics is incorrect in remote download mode.	Not yet resolved.	BP-2119
ADF Discharge Summary	In Jade and Indigo SP2, printing an ADF Discharge Summary can take up to a minute to finalise.	Not yet resolved.	BP-1877
Appointment Book	In Jade and Indigo SP1, if the default appointment length is less than the session length and you choose to make multiple slots unavailable through the appointment book right-click menu, Bp Premier creates multiple unavailable records in the database. This does not affect users, but may affect third parties that integrate with the database.	Not yet resolved.	BP-1882
Best Health App	Messages with a null body sent to app are still being transmitted.	Not yet resolved.	BP-1895
Best Health App	If the Onboarding window in Bp Premier Configuration cannot authenticate with Amazon Web Services, the window will still load and display practice locations for onboarding after errors are displayed.	Not yet resolved.	BP-1780
BMI tool	Patient risk text remains displayed in the BMI tool if invalid data is entered.	Not yet resolved.	BP-1825
Bp Comms	Cancelling from the demographics window after enrolling a patient for Best Health App leaves the patient enrolled for Best Health App.	Not yet resolved.	BP-1787
Bp Comms	Fact sheets can still be sent to app when Best Health App is disabled.	Not yet resolved.	BP-1751
Bp Comms Message Queue	If the Message Queuing service is stopped and the Best Practice Messaging Service is started, the MessageQueue log incorrectly reports the Message Queue service as not installed.	Not yet resolved.	BP-1906
Bp Comms Message Queue	The error message shown when attempting to send a message to patient app does not distinguish between the Message Queue service not started or not installed.	Not yet resolved.	BP-1902
Bp Comms Messaging Service	If the Best Practice Messaging Service is not available, and a user attempts to send a message from the appointment book and selects No to the service unavailable alert, an error is shown and the window does not close.	Not yet resolved.	BP-1905

Issue	Release Notes	Fixed in	
Bulk Document Import	Pressing F5 no longer refreshes the window. You must use the menu item Refresh.	Not yet resolved.	BP-1773
Complex accounts	In Jade and Indigo SP2, the Add Another function on the Complex Account window does not work as expected for MBS items.	Not yet resolved.	BP-1891
EPC Care Plan	If you add a custom field to the GP Management Plan template in Jade or Indigo SP2, the custom field prompt will appear twice when the care plan is previewed or printed.	Not yet resolved.	BP-1907
Immunisations	When editing an existing immunisation, if the patient's vaccine name did not exactly match the vaccine name in the drug database, the Available Vaccines list would default to the top entry 'ACTHiB' and this would change the vaccine if the edited record was saved. This issue was previously fixed for upper and lower case differences.	Not yet resolved.	BP-1796
Online help	Clicking F1 in the Provider Inbox does not always open the Bp Premier online help in the default browser.	Not yet resolved.	BP-1822
Patient Notifications	In Jade and Indigo SP1, the Open Visit option in the Notifications section right-click menu does not work for reminders.	Not yet resolved.	BP-1653
QLD WorkCover	<p>In Jade, Indigo, and Indigo Rev 1, if the certificate DigiCert High Assurance CA.cer has been installed multiple times, QLD WorkCover invoicing can produce an error.</p> <p>A workaround is to open certificate manager, Action > Find Certificates, search by serial number, and remove duplicate certificates.</p>	Not yet resolved.	BP-1172
Today's notes	In Jade and Indigo SP1, FEV1/FVC values are duplicated in Today's notes when re-saving respiratory function values that have not changed.	Not yet resolved.	BP-1790

Issue	Release Notes	Fixed in	
Results Import	<p>If a non-RTF format result file has been saved to a patient file under Investigations, and a workstation downloads the database remotely to operate in remote mode, the result file will no longer be viewable</p> <p>If while in remote database mode the result file is moved to Correspondence In, and the remote database session is synchronised back to the server, the result file is replaced by the blank file and is no longer readable.</p> <p>This also can also occur for sites running Indigo Revision 1.</p> <p>Workaround:</p> <p>If a blank result appears in Investigations while in Remote Database mode, do not move this file to Correspondence IN.</p>	Not yet resolved.	BP-1593
Correspondence In	<p>Marking an item in the Correspondence In section of the patient record as 'Given' can cause slowness if the patient has a large number of documents in Correspondence In.</p>	Not yet resolved.	BP-1261
HealthLink Online Directory	<p>The HealthLink online directory does not refresh existing search results when a name is cleared from the Name search field.</p> <p>Workaround:</p> <p>Clear the postcode value and re-enter it to regenerate search results.</p>	Not yet resolved.	BP-1118
BP Backup	<p>The Backup database button on the BPS Backup utility may be disabled when running a manual backup.</p> <p>Workaround:</p> <p>Set the registry key HKEY_LOCAL_MACHINE\SOFTWARE\WOW6432Node\Best Practice Software\Best Practice\Database > Server to 'local' and reattempt the manual backup. Your IT support can assist with updating the registry.</p> <p>You may need to change the registry value back to its original setting.</p>	Not yet resolved.	BP-1336

Issue	Release Notes	Fixed in	
BP Backup	<p>The default location for a manual backup (normally the last manual backup location) is reset if an automatic scheduled backup is set up or run.</p> <p>Workaround:</p> <p>Manually change the default location to the desired location when performing a manual backup.</p>	Not yet resolved.	BP-1341
Online Claiming	<p>When you right-click a batch and select Get processing report, the Online claim processing report does not list the surname of the patient for DVA claims.</p> <p>Workaround:</p> <p>Save the report, double-click the batch, and review all of the rejections with the patients' first name and surname. If a practice is only interested in viewing the data, you can print the report or go to View > Processing reports.</p>	Not yet resolved.	BP-1116
Bp Comms	<p>When creating a Bp Comms SMS template with autopopulate fields that do not apply to the selected template type, an unrecoverable error can occur.</p> <p>Workaround:</p> <p>Do not manually insert or cut and paste fields between different SMS template types. Only ever insert autopopulate fields by selecting from the list of available fields in the Edit Bp Comms Template window.</p>	Not yet resolved.	BP-1550
HealthLink Online Directory	<p>When searching the HealthLink online directory for contacts, the Maximum Distance search field is not consistently enabled when a postcode is entered</p>	Not yet resolved.	BP-1121
Contact Category	<p>If a contact category has multiple specialist codes mapped, when searching for the category plus either a name or postcode, the results returned include providers that do not belong to the category selected.</p>	Not yet resolved.	BP-1122
Online Claiming	<p>Online Claiming — Not duplicate service indicator missing when multiple services are marked NDS.</p> <p>Workaround:</p> <p>Send services on separate invoices and select appropriate indicators.</p>	Not yet resolved.	BP-99

Issue	Release Notes	Fixed in	
Custom Preparation	<p>If a custom preparation is prescribed and printed, any changes made to the ingredients of the preparation are reflected in the past prescription entry in the patient record.</p> <p>Workaround:</p> <p>Create a new custom preparation if the ingredients need to be changed from a previous prescription. After you save the new custom preparation, you can delete the old custom preparation.</p>	Not yet resolved.	BP-166
Third Party Billing	<p>If a site links to Medilink and has enabled the floating waiting list, the floating Waiting List window function cannot be disabled in Indigo.</p> <p>Workaround:</p> <p>Try one of the following:</p> <ul style="list-style-type: none"> ▪ Before you run the Indigo Program Update, go to Setup > Preferences > General > and untick the box Show waiting list if enabled to Medilink. ▪ If you have already run the upgrade, call Best Practice Software Support to receive a script to disable this function. 	Not yet resolved.	BP-189
Bp Comms	<p>Appointment Book SMS Reminders — Exclude appointments made within the last x days default dependency issue.</p> <p>Workaround:</p> <p>The check box Exclude appointments that already have a reminder sent must be ticked for the Exclude appointments made within the last x days default to work. Otherwise, Exclude appointments that already have a reminder sent must be manually selected when sending the SMS.</p>	Not yet resolved.	BP-193
Clinical Reminders	<p>Unable to remove a reminder type if the reminder reason tied to this is deleted.</p> <p>Workaround:</p> <p>Contact Support to request a script to recover the deleted reminder reason.</p>	Not yet resolved.	BP-701
Merge Users	<p>After merging users, if the user was configured to use eRx, the settings for eRx will be lost.</p> <p>Workaround:</p> <p>Reconfigure eRx for the new merged user.</p>	Not yet resolved.	BP-699

Issue	Release Notes	Fixed in	
Bp Device	<p>Bp Device — Error inserting record when the name contains an apostrophe.</p> <p>Workaround:</p> <p>Remove the apostrophe from the patient surname prior to completing the assessment. After the assessment the apostrophe can be put back into the surname.</p>	Not yet resolved.	BP-970
Manual Direct Bill Claims	<p>You can no longer adjust the accept fee when adjusting a service in a manual batch from the Reconcile Direct Bill Batch screen. This action was possible in previous versions of Bp Premier.</p>	Not yet resolved.	BP-761
Patient Import	<p>When importing a patient, new Audit-C items are not imported.</p>	Not yet resolved.	BP-187
Multiple Locations	<p>The multiple location work loads the selected location on the Login window into the User object. This only stores the Location in memory.</p>	Not yet resolved.	DEV-7941
WorkCover QLD	<p>The accident date control is not shown when creating an account for a provider who does not have a default item number. Adding an item or performing an update of another control (e.g. entering notes, changing service date) makes the accident date control appear.</p>	Not yet resolved.	DEV-10049
Bp Comms	<p>The SMS user name field on the SMS Connection Information window (Setup > Configuration > SMS Messages) does not trim white space characters. This causes Test connection to display an error.</p>	Not yet resolved.	DEV-9185
Deleted Clinical Data Utility	<p>In the Deleted Clinical Data Utility, any Correspondence In or Out that has been deleted isn't displayed.</p>	Not yet resolved.	DEV-9745
Bulk Document Import	<p>Bulk Document Importer — Fatal error after changing file order for merged images.</p> <p>Workaround:</p> <p>Do not expand the display before assigning to a patient to prevent the error.</p>	Not yet resolved.	BP-188

Issue	Release Notes	Fixed in	
eReferrals	<p>An error occurs when sending an eReferral or an Event Summary with an investigation result name containing the character '&'.</p> <p>Workaround:</p> <p>Exclude the test to upload the eReferral or Event Summary successfully.</p>	Not yet resolved.	BP-702
Appointment Book	<p>If an appointment is booked into the first appointment slot after midnight, the appointment produces an error when opened on that day.</p> <p>Workaround:</p> <p>Do not create an appointment in the first slot after midnight.</p>	Not yet resolved.	DEV-9025
Online Claiming	<p>When over 600 batches are returned when displaying Medicare claims, not all batches are displayed.</p> <p>Workaround:</p> <p>Choose a shorter date range to search for batches.</p>	Not yet resolved.	BP-878
BP Backup	<p>The Backup history in Bp Utilities does not display backup file sizes.</p> <p>Workaround:</p> <p>Print the backup history, which will print the correct information.</p>	Not yet resolved.	DEV-9393
Current Rx	<p>When searching for a drug in the Current Rx Add window, a refresh issue will occur if you misspell the medication. The window will display medications, but you cannot select one.</p> <p>Workaround:</p> <p>Spell the medication you are searching for correctly.</p>	Not yet resolved.	DEV-9140

Issue	Release Notes	Fixed in	
Patient Billing History	<p>Reverse payment — The Credit payment to payer's account check box resets when you select from the Reason for Reversal drop down.</p> <p>Workaround:</p> <p>Choose a reason for reversal before unchecking the credit check box.</p>	Not yet resolved.	BP-134
Daily Message	<p>Daily message font size not changing.</p> <p>Workaround:</p> <p>Use external software such as Microsoft Word to change font size or colour, and copy and pasted the adjusted text into the daily message window.</p>	Not yet resolved.	DEV-5534
Word Processor	<p>Data loss can occur when using large images.</p> <p>Workaround:</p> <p>Reduce the image height and width in the word processor before saving the document.</p>	Not yet resolved.	DEV-3603
Held Accounts	<p>For Held accounts, the Multiple operations rule reduces the fee incorrectly.</p> <p>Workaround:</p> <ol style="list-style-type: none"> 1. Create an account billed to Medicare. 2. Add items 30196, 30195. 3. Hold the account. 4. Double-click on one of the items that are already reduced. 5. Add something like service text and click OK. The fee will now halve. 	Not yet resolved.	DEV-7518
User Permissions	<p>When the Prescriptions permission is set to 'View only', the user is unable to use the Show compliance option when viewing Rx.</p> <p>Workaround:</p> <p>Change the user's permission to 'Add/Edit/Delete'.</p>	Not yet resolved.	DEV-7640

Issue	Release Notes	Fixed in	
MediSecure	<p>If a Provider who is set up for MediSecure prints stored prescriptions, Bp Premier will send all the stored prescriptions to MediSecure, regardless of the MediSecure status of the original prescriber.</p> <p>Workaround:</p> <p>Use the filtering options in the Stored Prescriptions window before printing to ensure that the user does not print prescriptions for any users who are not set up to use MediSecure.</p>	Not yet resolved.	DEV-7686
Online Claiming	<p>Selecting Mark as fully paid in Online Claiming does not create any payment records for the service, and therefore the Payment reports do not match the Medicare batch reports.</p> <p>Workaround:</p> <p>Only use Mark as fully paid when Medicare has paid the batch external to the batch and the user wants to indicate that the item has been paid.</p>	Not yet resolved.	DEV-6920
Bulk Document Import Utility	<p>When importing an image via the Bulk Document Import Utility, the image can be rotated but will rotate back when the import window is refreshed by ticking any of the following: Inbox, Patient File, Default, Delete after importing, Add to selected image as a new page.</p> <p>Workaround:</p> <p>Tick the check box you want to apply before rotating the image: Inbox, Patient File, Default, Delete after importing, Add to selected image as a new page</p>	Not yet resolved.	DEV-6152
Appointment Book	<p>In the Appointment Book, any slot in an extra session cannot be made unavailable if the time being made unavailable matches a slot in a session that is for the same day of week but has been set up as part of a cycle.</p> <p>Workaround:</p> <p>Modify the extra session to move the times that the user wants to make unavailable.</p>	Not yet resolved.	DEV-7809

Issue	Release Notes	Fixed in	
Document Database	<p>You may receive an error that says '... not able to access the database BPSDOCUMENTS1 under the current security context'.</p> <p>Workaround:</p> <p>Contact Best Practice Software support to request a script to fix the issue.</p>	Not yet resolved.	DEV-7986
Practice Fees	<p>When adjusting the fee for a \$0 custom item on a custom schedule from the Finalise Visit window, the amount entered is not retained when creating the account from the linked appointment. The item will appear as \$0 in the Create Account window and the user will need to change the amount once again.</p> <p>Workaround:</p> <p>Try one or both of the following:</p> <ul style="list-style-type: none"> ▪ Change the custom fee amount to \$0.01 via Setup > Practice fees. ▪ Use the practice fee schedule (the fee schedule is unaffected). 	Not yet resolved.	DEV-7992
Remote Database	<p>Workstations running Remote Download cannot access HealthShare factsheets, HealthLink forms, or Online Help.</p> <p>Workaround:</p> <p>Bp Premier resources that require Internet connectivity cannot be accessed while the workstation is not connected to the Internet.</p>	Not yet resolved.	DEV-8147
Online Claiming	<p>If a patient is bulk-billed a second visit on the same day after paying privately for the first visit (or bulk-billed the first after paying for the second), Medicare will reject the claim and say 'Benefit previously paid'. This is because a specific flag isn't set when claiming an additional service via bulk bill to indicate that the service is not a duplicate.</p> <p>Workaround:</p> <p>A possible solution is to create an additional bulk-bill account which will be recognised as '3rd visit same day'. Change the 3 to a 2 and transmit via Online claiming. This will add the required flag to indicate that the service isn't a duplicate. The received exceptions of 'Benefit has been previously paid' from the second account will need to be written off.</p>	Not yet resolved.	DEV-8266

Issue	Release Notes	Fixed in	
Printing	<p>Duplex printing will only occur when items are sent to the Windows default printer.</p> <p>Workaround:</p> <p>Print all duplex-required printing to the Windows default printer.</p>	Not yet resolved.	DEV-8272
eReferrals	<p>When a CDA result is viewed in Document Viewer, Bp Premier may select the wrong XML file of the result to view and display the XML code instead of a readable document. The file system cannot guarantee the order of the files. The NTFS file system is supposed to order files alphabetically. However, this is not guaranteed.</p> <p>Workaround:</p> <p>This is not a common occurrence. If your practice encounters this issue, contact Best Practice Software Support for investigation.</p>	Not yet resolved.	DEV-8323
Payments	<p>In the Payment screen, an error appears when paying off a single invoice with two separate cheques.</p> <p>Workaround:</p> <p>Separate the cheques into multiple payments against the invoice.</p>	Not yet resolved.	DEV-8501
Letterhead	<p>Unable to have a different letterhead for each User's location.</p> <p>Workaround:</p> <p>Configure the letterhead for each letter when the location is different than the usual location or have the User profile set up for each location they work</p>	Not yet resolved.	DEV-696
Merge Users	<p>Issues may be encountered when merging users. Limited details are merged.</p> <p>Workaround:</p> <p>Contact Best Practice Software Support for more information on merging users.</p>	Not yet resolved.	DEV-9042

Issue	Release Notes	Fixed in	
Appointment Book	<p>If a long appointment is booked into a slot that has an unavailable slot before and after, the length of the long appointment cannot be reduced.</p> <p>Workaround:</p> <p>Remove one of the surrounding unavailable slots, which will allow you to edit the long appointment and reduce the length.</p>	Not yet resolved.	DEV-9330
MediSecure	<p>Error printing script with MediSecure app running on client.</p> <p>Workaround:</p> <p>Remove the MediSecure app from the client machine and only run from the Server</p>	Not yet resolved.	BP-793
Patient Clinical Record	<p>In the Clinical > Pregnancy list, the user list displays all users.</p>	Not yet resolved.	DEV-8146
Internal Messages	<p>After a message is actioned from the Messages screen, Bp Premier will select the next most recent message instead of the next chronological message.</p>	Not yet resolved.	DEV-8254
Health Assessment Tool	<p>Information selected about 'Mobility Aid' is not displayed when printing a Health Assessment.</p>	Not yet resolved.	DEV-8255
Appointment Book	<p>When booking an appointment in a session time slot that is longer than the default appointment length, the increments available allow you to exceed the maximum hours available in a day.</p>	Not yet resolved.	DEV-8273
Patient Import	<p>When importing patients, you may receive an error message 'Cannot open database BPSDocuments0 requested by login'.</p>	Not yet resolved.	DEV-8744
Atomised Values	<p>Atomised Report values — Header falls out of alignment with the body when there are more than 340 values.</p> <p>Workaround:</p> <p>Atomised Report values — Header falls out of alignment with the body when there are more than 340 values.</p>	Not yet resolved.	BP-882

Issue	Release Notes	Fixed in	
Multiple Operations Rule.	The multiple operations rule is still applied for Private fees.	Not yet resolved.	BP-754
Waiting Room	When you add a patient directly to the waiting room using the "Add to waiting room" button, the list of users that is shown does not take into account what locations a provider works at, allowing the user to add patients at any location.	Not yet resolved.	BP-705
Bulk Document Import	Unable to select a location when importing documents via the Bulk Document Import utility.	Not yet resolved.	BP-698