

## Bp Premier Spectra Release Notes

These release notes describe the changes made to Bp Premier since Orchid SP2 build 1.12.3.1042.

Release Date	05 December 2024
Release version	Bp Premier version <b>Spectra</b> 1.13.0.1061.
Notes last updated	05 December 2024
Which version can I upgrade from?	You can upgrade to version <b>Spectra</b> ( 1.13.0.1061) from Bp Premier version <b>Orchid</b> 1.12.0.998 or later. To check the current program version that you have installed, select <b>Help &gt; About</b> .
Which data update do I need?	You must install the <b>July 2024</b> Data Update or later before you can upgrade to version 1.13.0.1061. However, Best Practice Software recommend making sure you have the most recent Data Update installed before you run a program upgrade.
Which database and operating system versions are supported?	Windows operating system Windows 10 Pro or higher is supported. Microsoft Windows Server 2016 and higher is supported. Microsoft SQL Server 2016 and higher is supported.
When should I upgrade?	Best Practice Software recommend running the program upgrade outside of business hours.
How do I upgrade?	Brief upgrade instructions are included in this document.

---

### Copyright Statement

This material is classified as commercial-in-confidence. Unauthorised distribution of this information may constitute a breach of our Code of Conduct, and may infringe our intellectual property rights. This information is collected and managed in accordance with our [Privacy Policy](#), available on our website. © Copyright 2024.

## Upgrade to Spectra 1.13.0.1061

---


You must have the **July 2024** data update or later installed before you upgrade to **Spectra 1.13.0.1061**.

1. Back up your Bp Premier database before running the upgrade.
2. Synchronise all workstations in remote database mode with the Bp Premier server before you upgrade.
3. [Download and run](#) the latest Drug Update on your Bp Premier server computer.
4. Log all users out of the server and all clients before you upgrade.
5. Download and run the **Spectra 1.13.0.1061** update on your server and all clients.
6. Log back in to Bp Premier and resume use.

## Where do I find more information?

---



Select  from the main screen of Bp Premier or select **Help > Online** from Bp Premier to open the Knowledge Base from any main screen toolbar.

## New Features

---

### Display unactioned reports in the patient record

Bp Premier version Spectra offers enhanced visibility for unactioned/outstanding results that have not been marked as given to the patient. We've included new **User Preferences** that, when enabled, ensure that **unactioned reports** are prominently shown in the **Notifications** section of the patient record and appear in a **pop up** when **opening** and **closing** the **patient record**.

To enable the display of **Unactioned reports** in the patient record, go to **Setup > Preferences > Clinical** and tick the following user preferences:

- Display Unactioned report list in patient record.
- Pop up Unactioned report list when closing the patient record.

### Enhancements to ePrescribing for Medicinal Cannabis

When **ePrescribing** was introduced in Bp Premier, a thorough **Product check** was conducted to analyse the **ingredients** of **prescribed drugs**. Where drugs with the **same ingredients** were identified, they were **unable** to be sent via **eScript** on the **same day**.

In Spectra, the **same ingredient ePrescribing** logic for medicinal cannabis drugs has been improved. When a provider sends an **eScript** for a medicinal cannabis drug that contains the **same ingredient** as another prescribed on the **same day**, Bp Premier will check the **product name** rather than the **ingredients**.

### Filter incoming reports by date, patient name, addressee, and practice location

We have added new filtering options to make it easier for you to manage the **Incoming Reports** screen. Now, you can filter **Incoming Reports** by **patient name**, **date**, **addressee**, and **practice location**.

## Enhancements to recording Observations in Today's notes

Where **Primary Observations** and **Multiple Observations** are recorded during the same visit, they will be documented in **Today's notes** along with the corresponding **timestamps**.

## Enhancements for recording Blood Pressure and Pulse in the patient record

Bp Premier version Spectra offers enhanced functionality for recording **Blood Pressure** and **Pulse** in the following areas of the **patient record**:

- Clinical > Blood Pressure
- Observations > Add
- Today's Notes > History & Examination > General

When recording **Blood Pressure**, providers can specify the **Arm** from which the **Blood Pressure** measurement was taken from by ticking the **Left** or **Right** check boxes.

When recording **Pulse**, providers are offered the opportunity to specify the patient's **pulse** rate when **Sitting**, **Standing** or **Lying**.

## HICAPS integration with Bp Premier

The HICAPS features are currently being piloted and, whilst visible within the **Spectra 1.13.0.1061** release, the integration will not be available until completion of the pilot phase. Practices will be notified by email when the HICAPS integration is publicly available.

Interested in adding the HICAPS integration to your practice? Contact [gp@hicaps.com.au](mailto:gp@hicaps.com.au) for more information.

## Enhancements to Lyrebird Scribe


A new user preference, **Lyrebird transcription save to visit notes position**, has been added to **Setup > Preferences > Clinical** to allow clinicians to save **Lyrebird** transcribed **clinical notes** to the top or bottom of **Today's Notes**.

## Enhancements to Accommodation statuses in Family and Social History

In the July 2024 Data Update, we introduced new options for recording **Permanent**, **Respite**, and **Locum Aged Care Home Accommodation** statuses within **Family & Social History** to support the **MyMedicare General Practice in Aged Care Incentive**.

In Bp Premier version Spectra, the **Accommodation** statuses for **Permanent**, **Respite**, and **Locum Aged Care Home** have been extended to **Health Summaries**, **Enhanced Primary Care** documentation, and the **Word Processor**.

## Other enhancements

Bp Function	Release Notes	Key
SQL Server 2022	Support for <b>Microsoft SQL Server 2022</b> is available for Bp Premier version Spectra.	71460
Installer	When installing Bp Premier version Spectra via the <b>Program Update</b> or an <b>ISO</b> , if the machine has any <b>Pending Reboots</b> , they will no longer be <b>suppressed</b> ; the user will be warned that a 'System restart may be required to complete the installation of the updates. We recommend saving your work in preparation and restarting the system when prompted'.	78214
Online help	The toolbars in the following screens of Bp Premier now feature context-sensitive <b>Online help</b> light bulb  icons which link to the applicable <b>Spectra knowledge base</b> articles: <ul style="list-style-type: none"> <li>■ Appointment Book</li> <li>■ Patient Record</li> <li>■ Word Processor</li> <li>■ Doctor's Inbox</li> <li>■ Database Search</li> <li>■ Patient Claiming</li> <li>■ Direct Bill Claiming</li> </ul>	75718 / 77252
Online help	The <b>Help</b> menu in Bp Premier now includes two new options: <b>Getting Started</b> and <b>Troubleshooting</b> . These additions provide users with direct access to How-to tutorials for new users and troubleshooting resources.	75720
Appointment book	Enhancements have been made to the <b>Appointment Details</b> window. Now, when you book a new appointment or view an existing one, the name of the user who made the booking is clearly visible.	69166
Online Claiming	The descriptions for the following <b>Veterans' Access Payment (VAP)</b> incentives have been updated to remove references to COVID-19: <ul style="list-style-type: none"> <li>■ 75870, 75871, 75873, 75874, 75875, 75876</li> <li>■ 75880, 75881, 75882.</li> </ul>	77840
Billing	When printing a <b>Statement of Account</b> from the <b>Management &gt; Debtors List</b> , the phrase <b>Tax Invoice</b> will no longer appear on the printed document.	73067
Patient record	When <b>primary observations</b> are recorded during a visit and <b>additional observations</b> are recorded during the same visit, the <b>additional observations</b> will be recorded in <b>Today's notes</b> and will not overwrite the primary observations.	69951



Bp Function	Release Notes	Key
Patient record	<p>Enhancements have been made when recording <b>Blood Pressure</b> and <b>Pulse</b> rate in the patient record:</p> <ul style="list-style-type: none"> <li>▪ <b>Left (L)</b> and <b>Right (R)</b> arm check boxes for recording <b>Blood pressure</b> measurements in the patient record have been introduced, allowing providers to specify which arm the measurement was obtained from.</li> <li>▪ A new <b>Position</b> drop down option has been introduced so that providers can record the patient's <b>Pulse</b> rate when <b>sitting, standing, or lying down</b>.</li> </ul>	77333
Patient record	The <b>Word Processor</b> , <b>Subpoena tool</b> , <b>EPC</b> templates, and <b>Patient health summary</b> will now include enhanced <b>Blood Pressure</b> and <b>Pulse</b> observation records.	77434
Patient record	<p>Bp Premier version Spectra offers enhanced visibility for unactioned/outstanding results that have <b>not been marked as given to the patient</b>.</p> <p>We've included new <b>User Preferences</b> that, when enabled, ensure that <b>unactioned reports</b> are prominently shown in the <b>Notifications</b> section of the patient record and appear in a <b>popup</b> when <b>opening</b> and <b>closing the patient record</b>.</p> <p>The following <b>User Preferences</b> have been added to <b>Setup &gt; Preferences &gt; Clinical</b>:</p> <ul style="list-style-type: none"> <li>▪ Display Unactioned report list in patient record.</li> <li>▪ Popup Unactioned report list when closing the patient record.</li> </ul>	73446 / 73449
Patient record	<b>Patient Education material</b> has been updated to include resources from the <b>Australian Rheumatology Association</b> .	77250
Patient record	<p>In the July 2024 Data Update, we introduced new options for recording <b>Permanent</b>, <b>Respite</b>, and <b>Locum Aged Care Home Accommodation</b> statuses within <b>Family &amp; Social History</b> to support the <b>MyMedicare General Practice in Aged Care Incentive</b>.</p> <p>In Bp Premier version Spectra, the <b>Accommodation</b> statuses for <b>Permanent</b>, <b>Respite</b>, and <b>Locum Aged Care Home</b> have been extended to <b>Health Summaries</b>, <b>Enhanced Primary Care</b> documentation, and the <b>Word Processor</b>.</p>	77256
Patient Import/Export	When <b>importing/exporting patient records</b> , the new <b>data fields</b> introduced in Spectra for <b>Blood Pressure</b> and <b>Pulse</b> observation enhancements will be included.	77447
Remote Database	When the patient record is included for <b>Remote Database</b> , the new <b>data fields</b> included in Spectra for <b>Blood Pressure</b> and <b>Pulse</b> observation enhancements will be available.	77444

Bp Function	Release Notes	Key
eOrdering	<p>When requesting Pathology using Standard <b>eOrdering</b>, the <b>ORM</b> file generated from the request will contain the <b>monthly data version</b> (BPS-specific date) within the MSH segment when the user clicks <b>Print &amp; Send</b>.</p> <p>For example: MSH ^~\&amp; Best Practice 1.12.3.1037^BPS_Data_20240501 BP016569 APOLLO </p>	75698
Incoming Reports	The <b>Incoming Reports</b> screen now provides additional filters to help practices manage the number of reports displayed more efficiently. <b>Incoming Reports</b> can now be <b>filtered</b> by the <b>patient name, date, addressee, and practice location</b> .	75199
Incoming Reports	Improvements have been made to processing incoming <b>HL7 lab results</b> ; Bp Premier will now analyse the <b>MSH4-3 Segment</b> for identifiers and retrieve the <b>Laboratory Name</b> from the relevant section of the <b>HL7 file</b> .	
Follow up Inbox	Enhancements have been made to the <b>Follow-Up Inbox</b> screen, allowing for the <b>filtering</b> of reports <b>by location</b> .	75195
Bp Comms	A new autofill option called <b>&lt;LocationPhone&gt;</b> has been added to <b>Bp Comms</b> templates in the <b>Setup &gt; Configuration &gt; Templates</b> .	75193
ePrescribing	<p>When <b>ePrescribing</b> was introduced in Bp Premier, a thorough <b>Product check</b> was conducted to analyse the <b>ingredients</b> of <b>prescribed drugs</b>. Where drugs with the <b>same ingredients</b> were identified, they were <b>unable</b> to be sent via <b>eScript</b> on the <b>same day</b>.</p> <p>For example, medicinal cannabis products contain common ingredients, yet cannabis comes in a variety of strains, including Indica, Sativa, and hybrid combinations. Each of these strains possesses unique characteristics and serves distinct purposes. Bp Premier version Orchid SP2 and below had a limitation with the same ingredient prescribing in that providers could not send multiple eScripts for medicinal cannabis products prescribed on the same day.</p> <p>In Spectra, the <b>same ingredient ePrescribing</b> logic for medicinal cannabis drugs has been improved. When a provider sends an <b>eScript</b> for a medicinal cannabis drug that contains the <b>same ingredient</b> as another prescribed on the <b>same day</b>, Bp Premier will check the <b>product name</b> rather than the <b>ingredients</b>.</p>	75300
ePrescribing	If a non-integer quantity such as '5x2ml' is provided in the <b>&lt;QuantityExtended&gt;</b> field when transmitting an item via eRx, the <b>&lt;Quantity&gt;</b> field must be populated as '0'.	74965
eRx Script Exchange	New <b>eRx Standard Adapter</b> installer files will be included in future Bp Premier updates and installations.	76969

Bp Function	Release Notes	Key
eRx Script Exchange	If the practice uses <b>eRx Script Exchange</b> (as denoted in the registry) and runs the installer/utility on any supported version of Bp Premier, the <b>eRx installer MSI</b> is deployed to the temp directory, and the <b>BP_eRxNASHCertUpdater.exe</b> utility is launched to update <b>eRx Script Exchange</b> to use the most recent version of the <b>NASH certificate</b> .	77144
MediSecure	With the installation or upgrade to Bp Premier version Spectra, the deployment of MediSecure Detector and its associated installation files will no longer be included.  As part of the installation and upgrade process, all previously deployed MediSecure files will be removed.	73511
Halo Link	The <b>Halo Link installation / update</b> process has been updated, and it will now be <b>deployed</b> and updated as part of the <b>monthly data update</b> rather than as part of the program update / ISO installation.	77011
HealthLink Online Forms	The following <b>HealthLink concepts</b> have been updated and will be displayed in the corresponding fields in the <b>HealthLink Smart Forms</b> window.  <ul style="list-style-type: none"> <li>Medication</li> <li>Family and Social History.</li> </ul>	70636
Lyrebird Scribe	Improvements have been made to prevent multiple <b>Lyrebird Scribe</b> browsers from opening and recording simultaneously in Bp Premier; <b>Lyrebird Scribe</b> may only be <b>launched</b> for <b>one patient record at a time</b> .	75354
Lyrebird Scribe	When the <b>Lyrebird Scribe</b> window is open, if the user hits the close button on the Lyrebird Scribe browser or taps the escape key, the user will be warned that 'Closing this Lyrebird session may result in the loss of unsaved information. Would you like to close this window?'	75678
Lyrebird Scribe	The labels in Bp Premier for Lyrebird Health have been updated to <b>Lyrebird Scribe</b> .	75353
Lyrebird Scribe	A new user preference, <b>Lyrebird transcription save to visit notes position</b> , has been added to <b>Setup &gt; Preferences &gt; Clinical</b> to allow clinicians to save <b>Lyrebird</b> transcribed <b>clinical notes</b> to the top or bottom of <b>Today's Notes</b> .	
Payment Integrations	When an <b>Easyclaim transaction</b> has been processed through the <b>HICAPS</b> terminal, and a successful message is retrieved from the notification cache, a prompt will appear on the <b>HICAPS</b> status window asking, <b>Did the transaction complete successfully on the terminal?</b>	76904
Payment Integrations	Improvements have been made to allow for the claiming of <b>Self-deemed</b> and <b>Location Specific Practice Number (LSPN)</b> services on invoices through <b>Tyro</b> and <b>HICAPS Medicare Easyclaim</b> .	74789

Bp Function	Release Notes	Key
Payment Integrations	The <b>Bp Payments Utility</b> has been updated to include a new <b>CommBank Smart Health API Key</b> field.	74630
Payment Integrations	When adjusting a payment, the MID, TID, the payment integrator check box, and the Payment integrator drop down menu will be disabled.	74792
Tx Text Control	When installing Bp Premier Spectra from an ISO file or upgrading from an earlier version (pre-Spectra), a new version of <b>TX Text Control 32</b> for .NET is installed.	75743
Tx Text Control	When multiple versions of TX Text Control are installed, Bp Premier's <b>Document Viewer</b> and <b>Word Processor</b> will use <b>TX Text Control 32</b> .	75742



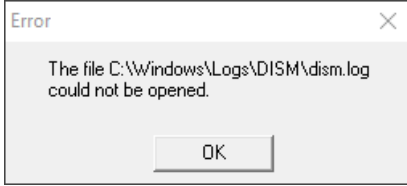
## Bug fixes

Bp Function	Release Notes	Key
Results Import	Resolved an issue where enabling the <b>Don't allow unallocated reports into Inbox</b> setting in <b>Setup &gt; Configuration &gt; Results Import</b> would only display unallocated reports and not allocated reports.	78181
Tx Text Control	Resolved an issue where, following the upgrade to Spectra, a small number of users reported that they were encountering the following error messages when accessing the <b>Inbox</b> : <ul style="list-style-type: none"> <li>■ The Text Control component used by Bp Premier failed to load</li> <li>■ An error has occurred within WebView2.</li> </ul>	78171 / 78202
Appointment book	When no patient search information was entered, a looping call stack error occurred while attempting to book an appointment for a patient and navigating the <b>Add Appointment</b> screen with the arrow keys.  <b>Callstack Indicator:</b> <ul style="list-style-type: none"> <li>■ NEWAPPOINTMENTWINDOW:CHECKDEMOGRAPHICS Line: 16</li> <li>■ NEWAPPOINTMENTWINDOW:ONDATABROWSERCELLSELECTIONCHANGE Line: 8</li> <li>■ PSDATABROWSER:_FIREEVENT Line: 6</li> </ul>	73260
Enhanced patient search	Resolved an issue in which <b>deleted</b> patients were returned in the <b>Enhanced Patient Search</b> when searching by <b>address</b> or <b>postcode</b> .	74336
Patient Record	Resolved an issue where the user type <b>Clinical Pharmacist</b> was not appearing in the <b>Given By</b> field on the <b>Immunisations</b> screen.	75498
Clinical reminders	Resolved an issue where <b>Clinical Reminder letters</b> incorrectly displayed the phrase <b>Clinically significant</b> in the text.  When sending a Clinical Reminder, if the reason for the reminder is flagged as <b>Clinically significant</b> , the wording 'Clinically significant' will no longer be included in the reminder letter.	75217
Online claiming	Programmatic changes have been made to support the claiming of <b>MBS item 294</b> in conjunction with MBS items 291, 293, 296, 300, 302, 304, 306, 308, 310, 312, 314, 316, 318, 319, 348, 350, or 352.	75785
Patient Claiming	Resolved an issue where the <b>Statement of Claim and Benefit for Patient Claims</b> , which were submitted as <b>zero-dollar gap payments</b> , did not include <b>MBS</b> information when <b>reprinted</b> .	77706
Billing	Resolved an issue where billing <b>DVA Items</b> for <b>White Card Holders</b> in the <b>finalise visit</b> screen, when viewing the billing in the appointment book, the invoice defaulted to Medicare Direct Bill, and the DVA items did not appear.	71641
Billing	Resolved an issue where the <b>provider registration number</b> would overlap with the invoice Date / MBS item / Description headers when printing a privately billed invoice that contains a referral.	68863

Bp Function	Release Notes	Key
Billing	Resolved an issue that was causing an error in Orchid SP2 when trying to <b>Reprint</b> past <b>Banking Batches</b> .	77171
Banking Batches	Resolved an issue where, when an invoice is paid using <b>split payment method types</b> (e.g., EFT and CASH), the payments can be <b>banked together</b> , but this would result in an error if <b>banked separately</b> .	77412
Payment Integrations	<p>Resolved an issue where <b>HICAPS Easyclaim</b> transactions that had <b>timed out</b> were not being recorded to the transaction audit table.</p> <p>Improvements have been made so that when a <b>HICAPS Easyclaim</b> transaction is being processed and no message is received from the notification cache within a set period (currently 60 seconds), the user can choose to <b>cancel the transaction</b>. The transaction is recorded as failed in the database, along with the relevant details:</p> <ul style="list-style-type: none"> <li>There was an error with the transaction. Transaction Notes: "The operation was cancelled."</li> </ul> <p>The transaction can be viewed in <b>Management &gt; Payment Integration transactions</b>.</p>	75460
Payment Integrations	<p>Resolved an issue that occurred when using the <b>HICAPS</b> integration to initiate a payment and Easyclaim transaction from the <b>waiting room</b> or <b>appointment book</b> screen; an error message was displayed to the user after they confirm the Easyclaim transaction outcome.</p> <p><b>Error:</b></p> <ul style="list-style-type: none"> <li>Transaction Error: Must declare the scalar variable "@appointmentid".</li> </ul>	76894
Payment Integrations	Resolved an issue where the <b>Bp Payments Utility</b> auto-update notification appeared despite the newer installed version.	77478
Payment Integrations	Resolved an issue where the <b>appointment status</b> was not updated to <b>Paid</b> for <b>CommBank Smart Health</b> payments processed through the <b>Bp Payments Utility</b> .	74619
Message queue	Resolved an issue where the user interface (UI) in Bp Premier would freeze if the <b>Message Queue</b> was stopped.	73794
Installer	<p>Resolved an issue that occurred when a brand-new practice created their database in Bp Premier using the Orchid 1.12.0.998 ISO. The database contained a <b>NULL</b> value in the <b>ADJUSTMENTSDATE</b> column in the <b>BESTPRACTICE</b> table, resulting in a '<b>Bp Report Viewer, Unhandled Exception</b>' error when attempting to run a Bp Management Report.</p> <p>When a new practice installs Spectra using an ISO, the installation date is recorded in BPSPatients..BestPractice.AdjustmentsDate.</p>	72519

## Known issues

Bp Function	Issue	Fixed In	Key
Results Import	<p>When the setting <b>Don't allow unallocated reports into Inbox</b> is enabled in <b>Setup &gt; Configuration &gt; Results Import</b>, the <b>Inbox</b> will <b>only</b> show <b>unallocated reports</b> and will <b>not</b> display <b>allocated reports</b>.</p> <p><b>Workaround:</b></p> <p>To display all reports in the <b>Inbox</b>, go to <b>Setup &gt; Configuration &gt; Results Import</b> and <b>untick</b> the setting <b>Don't allow unallocated reports into inbox</b>.</p>	Fixed in Spectra Build: 1.13.0.1061	78181
Tx Control Utility	<p>Following the upgrade to Spectra, a small number of users reported that they are encountering the following error messages when accessing the <b>Inbox</b>:</p> <ul style="list-style-type: none"> <li>■ The Text Control component used by Bp Premier failed to load</li> <li>■ An error has occurred within WebView2</li> </ul> <p><b>Workaround:</b></p> <p>Perform the following steps on the affected machine:</p> <ol style="list-style-type: none"> <li>1. Download the <b>TX_Register32-15.exe</b> utility from the <a href="#">Best Practice Software website</a>.</li> <li>2. Right-click the <b>TX_Register32-15.exe</b> file and select <b>Run as Administrator</b>.</li> </ol> <p>See <a href="#">Resolve TX Control Errors</a> for more information on installing the Tx Control Utility.</p>	Fixed in Spectra Build: 1.13.0.1061	78171
Patient Education Material	<p>When searching for leaflets in <b>Patient Education Material</b>, a fatal call stack error will occur in Bp Premier.</p> <p><b>Callstack Indicator:</b></p> <ul style="list-style-type: none"> <li>■ CTREEVIEW:EXPAND Line: 27</li> <li>■ PATIENTEDUCATIONWINDOW:SEARCH Line: 47</li> <li>■ PATIENTEDUCATIONWINDOW:FILE_SEARCH Line: 9</li> </ul>	Not yet resolved.	78720
Waiting Room	<p>When an <b>Appointment status</b> is updated using the <b>Legend</b> in the <b>Waiting Room</b>, the appointment is incorrectly moved and assigned to the wrong user.</p>	Not yet resolved.	78727

Bp Function	Issue	Fixed In	Key
Installer	<p>When upgrading to Bp Premier version Spectra, a small number of practices have reported a <b>DISM error</b> during the installation process.</p>  <p><b>Workaround:</b></p> <p>If you encounter a <b>DISM error</b> message during the installation process, we recommend: <b>restarting</b> the <b>Server</b> or <b>Workstation</b> before <b>reinstalling Spectra</b>.</p>	Not yet resolved.	78769